

Conventional Fire Alarm Panels

GST102/104



GST102 2Zone Fire Panel



GST104 4Zone Fire Panel



Features and Benefits

1. Microprocessor controlled SMT Electronics
2. Compliant with EN54 part 2&4, & BS5839, Part 4, 1988
3. Both end of line resistors and active end of line can be used.
4. Programmable sounder circuits and outputs
5. Zone Isolate control
6. Fully monitored sounder circuits
7. Key control evacuate over-ride
8. Class change terminals for remote control
9. Up to 15 fire detectors and infinite manuals call points each zone

Description

The GST102/4 conventional fire control panels provide two/four zones of fire detection. All panels have been designed to offer high standards of performance, reliability and quantity and comply fully with BS5839, Part 4, 1988 and EN 54 parts 2 and 4. Each zone can be connected with 15 conventional fire detectors.

Microprocessor controlled SMT Electronics

The GST102/104 conventional control panels are multi-wire fire alarm developed from SCM. Those with signal output interface board has a passive normally open alarm output contacts and fault output contact on each zone. They have two external control output points to control some devices such as sounder, sounder strobe or bells.

Designed with internal standby battery connection and housing. Multiple functions like isolation and test, setting day/night mode, indication of normal state, fault state, alarm state, short and open circuit alarm and identifying the location of detector zone. All control function are realized through a key function and programming function realized through a key switch and a DIP switch.

The GST conventional panels includes an advanced range of facilities which make this the Ideal panel for both standalone solutions, or integrated to larger systems in applications such as, shopping Centers and industrial complexes.

Ordering Information:

Part No	Description	Weight/ Kg	Pack Qty per Box
GST102	2Zone Conventional Fire Panel	5.494	1
GST104	4Zone Conventional Fire Panel	5.500	1

MANUFACTURED IN ACCORDANCE WITH



Note: Specifications are subject to change without notice.



www.gst.uk.com
info@gst.uk.com


Conventional Fire Alarm Panels

GST102/104

Technical Specification

Part Number	GST 102	GST104
Operating voltage	220Vac ± 15% , 50hz	
Standard	BS5839, Part 4, 1988 and EN 54 parts 2 and 4	
Approval	CE, LPCB	
Operating Temperature	-10°C to 40°C @ 95% relative humidity	
Number of Zone	Two zone	Four Zone
Zone Capacity	15 detectors (AEOL); 25 detectors (EOLR)	
Standby Batteries	5AH , 24hours monitoring state	
Output Voltage	20Vdc to 28 Vdc	
Static Loading Current	2.5mA (when connected with 15 conventional detector	
Fire Alarming Resistance	150Ω-1.5KΩ (normal 470Ω)	
End Of Line resistor	4.7KΩ or AEOL (Active End Of Line)	
No. of Sounder Output	2	
Sounder Output Current	1 Ampere (500mA per output)	
Sounder Output Voltage	20Vdc to 28 Vdc	
Aux.Power Output	20Vdc to 28 Vdc	
Application	Indoor use	
Materials and colour	Coated Metal / Grey	
Dimension	380mm x 320mm x 95mm	

Conventional Fire Alarm System



GST104
4 Zone Conventional Fire Panel

Typical Wiring Connection

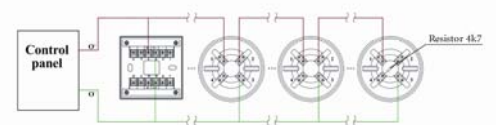


Fig.1

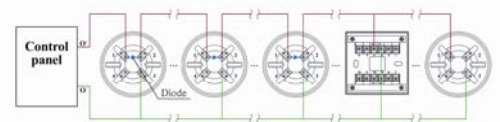


Fig.2

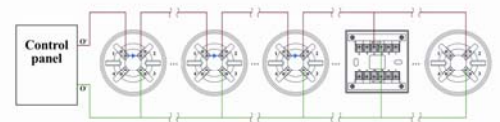


Fig.3

Fig.1 Using End of Line resistor, in compliance with EN/BS standard, when using EOL resistor, call points should be wired before detectors, so that the removal of any detector will not inhibit call point from operating.

Fig.2 Using Active End of Line, enables call points to be installed in any location on zone as will not be affected by removal of detector (required base DZ-03D)

Fig.3 The same as fig.2 principle, using AEOL without detector.



www.gst.uk.com
info@gst.uk.com